

# BASKET HANGERS



**TOOL  
FREE**

No tools required  
for assembly!

Basket Hanger shown with optional casters

## BASKET HANGER

### SPECIFICATIONS

Construction: Galvanized steel  
Capacity: (24) 10-inch hanging baskets  
Optional wreath kit holds (90) 24-inch wreaths  
Base Dimensions: 72" w x 73" d x 82" h

### BH3000

This year-round fixture allows for optimal lighting exposure for your hanging baskets and it also gives you a place to create showy seasonal displays. Spring, summer and fall plants are placed easily within your customer's reach and our optional wreath kit allows for high-capacity holiday merchandising. We'd say this A-shaped display unit gets an A+!



#### Snap Button Design

Simple and strong.  
Our snap button connection system simplifies assembly,  
decreases your set-up time and provides added strength.






**\$348** as shown  
with optional casters



**\$477** as shown with optional  
wreath kit and casters

Basket Hanger			
Part #	Size	Unit Price	w/ Wreath Kit
BH3000	72" w x 73" d x 82" h	\$295	\$424

### OPTIONS

Casters	Powder Coating	Wreath Kit
 Set of 4 swivel-locking casters <b>Add \$53</b>	 Black, Red or Emerald Green Color Options	 <b>Add \$129</b>





# NARROW BASKET HANGER

## BH4000

Respond quickly to inclement weather or move product indoors for safe keeping with our BH4000 Narrow Basket Hanger display. Designed for mobility, this unit comes standard with casters and rolls easily through a 36-inch door frame.



### Snap Button Design

Simple and strong.

Our snap button connection system simplifies assembly, decreases your set-up time and provides added strength.



### Narrow Basket Hanger

Part #	Size	Unit Price
BH4000	76"w x 34"d x 78"h	\$372

## OPTIONS

### Powder Coating



Black, Red or  
Emerald Green  
Color Options

**Starts at \$79**

### Wreath Kit



**Add \$129**

## SPECIFICATIONS

**Construction:** Galvanized steel,  
4 swivel-locking casters

**Capacity:** (47) 10-inch hanging baskets

**Dimensions:** 76"w x 34"d x 78"h



**\$501** as shown with  
optional wreath kit





## BASKET WAVE

### BW3000

Caution: curves ahead! Enhance your garden center's flow with the new basket wave. This high capacity display provides an elegant way to showcase your hanging baskets in an easy-to-shop wall of color. Start with the 12-foot base unit and easily add 6-foot sections to create an endless sweep of color.



Basket Wave			
Part #	Size	Unit Price	Additional 6' Sections
BW3000	150"w x 79"d x 78"h	\$367	\$222 ea

Splitting connected runs may require additional components. Call for more information.

### OPTIONS


#### Powder Coating



Black, Red or  
Emerald Green  
Color Options

### SPECIFICATIONS

Construction: Galvanized steel  
Base Dimensions: 150"w x 79"d x 78"h



Basket Wave Top View



## BASKET TOWER

### BT3000

This fun way to showcase your hanging baskets and other hanging merchandise, such as wind chimes and bird houses/ feeders, is sure to be on your wish list for spring sales. Think vertical merchandising that can be shopped from any side. Imagine a tower of hanging baskets or a whorl of wind chimes!

Basket Tower		
Part #	Size	Unit Price
BT3000	46"w x 46"d x 90"h	\$254

### SPECIFICATIONS

Construction: Galvanized steel  
Base Dimensions: 46"w x 46"d x 90"h



# TOWER DISPLAY

**\$1128** as shown  
with optional lower bench



## BT3001


The new Tower Display can serve a multitude of purposes and has many configurations to fit your needs and space. This display was created to give you more space for hanging items like baskets, chimes and birding items that you want to sell alongside related merchandise like flats, bird seed or other shelf products. Perfect as an island or aisle to incorporate vertical merchandising!

### Tower Display

Part #	Tower Price	Benching Section
BT3001	\$295	\$269

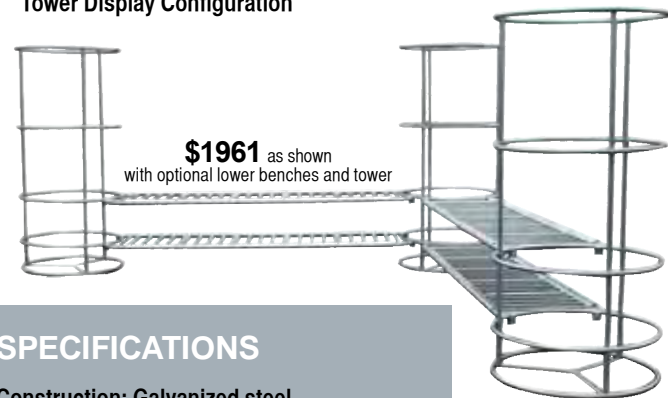
Configurations may require additional components. Call for more information.

### Standard Display



**\$859** as shown

### Tower Display Configuration



**\$1961** as shown  
with optional lower benches and tower

## SPECIFICATIONS

Construction: Galvanized steel  
Base Dimensions: 17'-10" w x 46" d x 90" h

# ANGLED BENCH DISPLAY

**TOOL  
FREE**

No tools required  
for assembly!

## PX7009

The top shelf features a 16 degree angle to showcase your flats and allow easier access to your merchandise. This unit incorporates sturdy galvanized steel construction, tool-free set-up, and our patented shared-end support system for quick, economical expansion.



**evolutions**  
MODULAR DISPLAY SYSTEM



PX7009-CS



**PX7009**  
Base bench model

### PX7009 Configurations

Part #	Description	Price
PX7009	Single unit w/expanded metal (standard)	\$295
PX7009-S	Single unit w/expanded metal (standard) + Sign Holder	\$342
PX7009-C	Single unit w/expanded metal (standard) + Casters	\$354
PX7009-CS	Single unit w/expanded metal (standard) + Casters + Sign Holder	\$401
PX7009-XT6	6' Extension for Single Unit w/expanded metal (standard)	\$242
PX7009-XT6S	6' Extension for Single Unit w/expanded metal (standard) + Sign Holder	\$278

\*Splitting connected runs may require additional components. Call for more information.

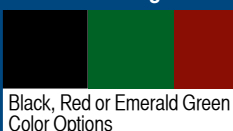
## EXPAND YOUR DISPLAYS

Buy the Extension Kit for any Evolutions model to create connected runs of displays.



### Options and Accessories

#### Powder Coating



Black, Red or Emerald Green  
Color Options

#### SPECIFICATIONS

**Construction:** Galvanized steel

**Capacity:** (18) 1020-style flats per 6-foot section

**Base Dimensions:** 73.25" w x 30" d x 30" h



**Take it EZ!**  
Add our EZ Signs to almost any of our displays and make your product stand out!  
(pg. 39)

Ask about our new 4' versions on several of our Evolutions displays



# BENCH DISPLAY

**TOOL  
FREE**

 No tools required  
for assembly!


PX7006-C



patented

## PX7006 Configurations

Part #	Description	Price
PX7006	Single unit w/expanded metal (standard)	\$313
PX7006-C	Single unit w/expanded metal (standard) + Casters	\$372
PX7006-XT6	6' Extension for Single Unit w/expanded metal (standard)	\$260

\*Splitting connected runs may require additional components. Call for more information.

PX7006  
Base bench model
**evolutions**  
MODULAR DISPLAY SYSTEM

## Options and Accessories

### Powder Coating


 Black, Red or Emerald Green  
Color Options

## SPECIFICATIONS

**Construction:** Galvanized steel

**Capacity:** (18) 1020-style flats per 6-foot section

**Base Dimensions:** 73.25"w x 37.5"d x 30"h

**Don't forget your  
watering mats!**

 By using capillary  
watering, you not only  
improve the quality of  
your live goods, but  
also reduce labor.

Ask about our new 4' versions on several of our Evolutions displays

# DOUBLE BENCH DISPLAYS



No tools required for assembly!

Hold it ALL with these high-capacity display units meant to be shopped from both sides. All three feature tool-free assembly, galvanized steel construction, and our patented shared end support system for extended runs. With three depths to choose from, you have the flexibility to design aisles that fit within your given space. Choose the “Y” purlin configurations and you’ll gain an impressive 24 feet for hanging baskets per 6’ display.



PX7024-P



patented



PX7023-S



patented



**evolutions**  
MODULAR DISPLAY SYSTEM

## EXPAND YOUR DISPLAYS

Buy the Extension Kit for any Evolutions model to create connected runs of displays.



PX7022



patented





**PX7023**  
Base bench model



## PX7023 Configurations

Part #	Description	Price
PX7023	3' unit w/expanded metal (standard)	\$413
PX7023-S	3' unit w/expanded metal (standard) + Sign holder	\$490
PX7023-P	3' unit w/expanded metal (standard) + Purlin	\$566
PX7023-XT6	6' Extension for Single 3' Unit	\$348
PX7023-XT6P	6' Extension for 3' Unit w/ Purlin	\$454
PX7023-XT6S	6' Extension for Single 3' Unit + Sign holder	\$408

\*Splitting connected runs may require additional components. Call for more information.

## SPECIFICATIONS

**Construction:** Galvanized steel

**Capacity:** (24) 1020-style flats per 6-foot section

Optional 47.5" high basket purlin holds (24) 10-inch hanging baskets

**Base Dimensions:** 73.25" w x 41.5" d x 30" h



**PX7022**  
Base bench model



## PX7022 Configurations

Part #	Description	Price
PX7022	4' unit w/expanded metal (standard)	\$443
PX7022-S	4' unit w/expanded metal (standard) + Sign holder	\$513
PX7022-P	4' unit w/expanded metal (standard) + Purlin	\$590
PX7022-XT6	6' Extension for Single 4' Unit	\$372
PX7022-XT6P	6' Extension for 4' Unit w/ Purlin	\$478
PX7022-XT6S	6' Extension for Single 4' Unit + Sign holder	\$437

\*Splitting connected runs may require additional components. Call for more information.

## SPECIFICATIONS

**Construction:** Galvanized steel

**Capacity:** (24) 1020-style flats per 6-foot section

Optional 47.5" high basket purlin holds (24) 10-inch hanging baskets

**Base Dimensions:** 73.25" w x 50.25" d x 30" h



**PX7024**  
Base bench model



## PX7024 Configurations

Part #	Description	Price
PX7024	6' unit w/expanded metal (standard)	\$543
PX7024-S	6' unit w/expanded metal (standard) + Sign holder	\$614
PX7024-P	6' unit w/expanded metal (standard) + Purlin	\$690
PX7024-XT6	6' Extension for Single 6' Unit	\$460
PX7024-XT6P	6' Extension for 6' Unit w/ Purlin	\$566
PX7024-XT6S	6' Extension for Single 6' Unit + Sign holder	\$519

\*Splitting connected runs may require additional components. Call for more information.

## SPECIFICATIONS

**Construction:** Galvanized steel

**Capacity:** (36) 1020-style flats per 6-foot section

Optional 47.5" high basket purlin holds (24) 10-inch hanging baskets

**Base Dimensions:** 73.25" w x 73.5" d x 30" h

## Options

### Powder Coating



Black, Red or Emerald Green  
Color Options

## NEW FEATURE!



### Double Hanging "Y" Basket Purlin Design

This option really brings the color up to eye level and allows you to sell hanging baskets on the same footprint as flats!



**Get your shelves to multitask, too!**  
Put complementary products at customers fingertips with this easy to hang cross merchandiser. (pg. 39)

Ask about our new 4' versions on several of our Evolutions displays

Please call **888-334-1440** for additional sizes and configurations.



# STEP DISPLAY

## PX7003

The perfect double-sided display the PX7003 can stand alone as an island or connect in a run to create aisles that can be shopped from both sides. It includes "stepped" bench tops on either side and a large center area-all with expanded metal bench tops for items large or small.



No tools required for assembly!



patented

PX7003



PX7003  
Base bench model

### PX7003 Configurations

Part #	Description	Price
PX7003	Single unit w/expanded metal (standard)	\$401
PX7003-12	12' Connected unit	\$738
PX7003-18	18' Connected unit	\$1,074
PX7003-24	24' Connected unit	\$1,410
PX7003-XT6	6' Extension for Single Unit	\$336

\*Splitting connected runs may require additional components. Call for more information.

### Options

#### Powder Coating



Black, Red or Emerald Green  
Color Options

### SPECIFICATIONS

**Construction:** Galvanized steel

**Capacity:** (24) 1020-style flats per 6-foot section

**Base Dimensions:** 73.25"w x 69.75"d x 30"h

Ask about our new 4' versions on several of our Evolutions displays



## EXPAND YOUR DISPLAYS

Buy the Extension Kit for any Evolutions model to create connected runs of displays.





**TOOL  
FREE**

No tools required  
for assembly!



PX7001-CP

# FENCE-ON-A-STEP BENCH®

## PX7001

The PX7001 display offers lots of space in a semi-tiered design. With several configurations, you'll find just the one to suit your needs. Use as a freestanding display, back-to-back as a center aisle, or connected in a run of any length.

### NEW FEATURE!



#### Double Hanging Basket Purlin

The purlin available for this display is now a double purlin—twice the baskets in the same footprint!



PX7001  
Base bench model



#### PX7001 Configurations

Part #	Description	Price
PX7001	Single unit w/expanded metal (standard)	\$389
PX7001-P	Single unit w/Double Purlin	\$472
PX7001-S	Single unit w/Sign Holder	\$443
PX7001-C	Single unit w/Casters	\$454
PX7001-CP	Single unit w/Casters + Purlin	\$531
PX7001-CS	Single unit w/Casters + Sign Holder	\$502
PX7001-XT6	6' Extension for single unit	\$330
PX7001-XT6P	6' Extension for Single Unit w/Purlin	\$384
PX7001-XT6S	6' Extension for Single Unit w/Sign Holder	\$366

\*Splitting connected runs may require additional components. Call for more information.

### Options and Accessories

#### Powder Coating



Black, Red or Emerald Green  
Color Options

#### SPECIFICATIONS

**Construction:** Galvanized steel

**Capacity:** (27) 1020-style flats per 6-foot section

**Base Dimensions:** 73.25" w x 37.5" d x 44.5" h

Ask about our new 4' versions on several of our Evolutions displays



#### Don't forget your watering mats!

By using capillary watering, you not only improve the quality of your live goods, but also reduce labor.



# TRI-STEP DISPLAY



No tools required  
for assembly!

## PX7020

A little variety can make a big difference. That's why we offer our PX7020 display. Shelf depth reduces gradually from 36 to 24 to 18 inches for improved product placement and visual appeal. Options like hanging basket purlins, casters, sign holder and powder coating allow for even greater visual range.



**evolutions**  
MODULAR DISPLAY SYSTEM

### Double Hanging Basket Purlin

The purlin available for this display is now a double purlin-twice the baskets in the same footprint!



PX7020-CP

patented



PX7020  
Base bench model

### PX7020 Configurations

Part #	Description	Price
PX7020	Single unit w/expanded metal (standard)	\$413
PX7020-P	Single unit w/Double Purlin	\$496
PX7020-S	Single unit w/Sign Holder	\$466
PX7020-C	Single unit w/Casters	\$478
PX7020-CP	Single unit w/Casters + Purlin	\$561
PX7020-CS	Single unit w/Casters + Sign Holder	\$531
PX7020-XT6	6' Extension for single unit	\$348
PX7020-XT6P	6' Extension for Single Unit w/Purlin	\$401
PX7020-XT6S	6' Extension for Single Unit w/Sign Holder	\$384

\*Splitting connected runs may require additional components. Call for more information.

## Options

### Powder Coating



Black, Red or Emerald Green  
Color Options

## SPECIFICATIONS

**Construction:** Galvanized steel

**Capacity:** (24) 1020-style flats per 6-foot section  
Optional 47.5" high double purlin holds (12) 10-inch hanging baskets per 6-foot section

**Base Dimensions:** 73.25" w x 40" d x 44.5" h



PX7020-CS



# DOUBLE TRI-STEP DISPLAY



No tools required for assembly!

## PX7021

Featuring the same "stepped" shelf depth (from 36 to 24 to 18 inches), this unit gives you all the visual appeal of our Tri-Step display... times two, and our patented shared end support connecting system allows you to create aisles of color. You'll appreciate our tool-free assembly and galvanized steel construction. Choose a configuration with double hanging basket purlins for more display space or the double-sided 7" sign holder for an easy signage option.



PX7021-P

patented

### PX7021 Configurations

Part #	Description	Price
PX7021	Single unit w/expanded metal (standard)	\$726
PX7021-S	Single unit w/expanded metal (standard) + Sign holder	\$802
PX7021-P	Single unit w/expanded metal (standard) + Purlin	\$873
PX7021-XT6	6' Extension for Single 6' Unit	\$625
PX7021-XT6P	6' Extension for 6' Unit w/ Purlin	\$720
PX7021-XT6S	6' Extension for Single 6' Unit + Sign holder	\$690

\*Splitting connected runs may require additional components. Call for more information.



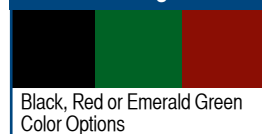
PX7021-S



PX7021  
Base bench model

### Options

#### Powder Coating



Black, Red or Emerald Green  
Color Options

### SPECIFICATIONS

**Construction:** Galvanized steel

**Capacity:** (48) 1020-style flats per 6-foot section  
Optional 48" high double basket purlin holds (24)  
10-inch hanging baskets

**Base Dimensions:** 73.25"w x 75.5"d x 44.5"h

Ask about our new 4' versions on several of our Evolutions displays



# 2 & 3-TIER DISPLAYS



No tools required for assembly!

## PX7030 & PX7032

Step it up with our tiered units featuring a narrower profile for tight spaces or sidewalk display areas-now available with hanging basket purlins! Choose from several configurations and options including purlins, casters, powder coated colors, sign holders or cross merchandisers. More merchandise in a smaller footprint!



PX7030-CP



Now with Hanging Basket Purlins!



PX7032-CP

## SPECIFICATIONS

**Construction:** Galvanized steel  
**Capacity:** (12) 1020-style flats per 6-foot section  
**Base Dimensions:** 73.25" w x 27.5" d x 30" h



PX7030  
Base bench model



PX7032  
Base bench model

## SPECIFICATIONS

**Construction:** Galvanized steel  
**Capacity:** (21) 1020-style flats per 6-foot section  
**Base Dimensions:** 73.25" w x 40.5" d x 44.5" h

### PX7030 Configurations

Part #	Description	Price
PX7030	Single unit w/expanded metal (standard)	\$354
PX7030-CP	Single unit w/Casters + Purlin	\$472
PX7030-CS	Single unit w/Casters + Sign Holder	\$466
PX7030-XT6	6' Extension for Single 6' Unit	\$295
PX7030-XT6P	6' Extension for 6' Unit w/ Purlin	\$330
PX7030-XT6S	6' Extension for Single 6' Unit + Sign holder	\$330

\*Splitting connected runs may require additional components. Call for more information.

## Options

### Powder Coating



Black, Red or Emerald Green Color Options

## EXPAND YOUR DISPLAYS

Buy the Extension Kit for any Evolutions model to create connected runs of displays.

Ask about our new 4' versions on several of our Evolutions displays

\*Splitting connected runs may require additional components. Call for more information.



For more information visit [www.usgr.com](http://www.usgr.com)



# HALF A-FRAME DISPLAY

PLANT DISPLAYS

PX7040

Utilize the full potential of a bare wall or fence with this cleverly designed Half A-frame display. You can also place this unit back to back for a quickly assembled center aisle, and our patented shared end support system means your expansion options just go on and on. Great sales, great set-up—a winning combination for your merchandise.

## NEW FEATURE!



### Double Hanging Basket Purlin

The purlin available for this display is now a double purlin—twice the baskets in the same footprint!



**evolutions**  
MODULAR DISPLAY SYSTEM

PX7030 Configurations		
Part #	Description	Price
PX7040	Single unit w/expanded metal (standard)	\$366
PX7040-S	Single unit w/expanded metal (standard) + Sign holder	\$413
PX7040-P	Single unit w/expanded metal (standard) + Purlin	\$448
PX7040-XT6	6' Extension for Single 6' Unit	\$295
PX7040-XT6P	6' Extension for 6' Unit w/ Purlin	\$348
PX7040-XT6S	6' Extension for Single 6' Unit + Sign holder	\$330

\*Splitting connected runs may require additional components. Call for more information.

## Options and Accessories

### Powder Coating



Black, Red or Emerald Green  
Color Options

### SPECIFICATIONS

**Construction:** Galvanized steel with expanded metal bench tops

**Capacity:** (24) 1020-style flats per 6-foot section

Optional 47.5" high purlin holds (12) 10-inch hanging baskets per 6-foot section

**Base Dimensions:** 73.25"w x 41.25"d x 44.5"h



**Get your shelves to multitask, too!**  
Put complementary products at customers fingertips with this easy to hang cross merchandiser. (pg. 39)

Ask about our new 4' versions on several of our Evolutions displays

Please call **888-334-1440** for additional sizes and configurations.



Conserve your space with the narrow profile of this model (just 26 inches deep), yet still accommodate 15 flats of product! Enjoy our other display features as well, like galvanized steel construction, shared end support for easy run addition and a full array of options to suit your needs.

This display is now available with a single purlin for displaying hanging baskets



PX7025-CP

PX7025 Configurations		
Part #	Description	Price
PX7025	Single unit w/expanded metal (standard)	\$336
PX7025-C	Single unit w/Casters	\$401
PX7025-CP	Single unit w/Casters + Purlin	\$454
PX7025-CS	Single unit w/Casters + Sign holder	\$448
PX7025-P	Single unit w/Purlin	\$389
PX7025-S	Single unit w/Sign holder	\$384

## Powder Coating



Black, Red or Emerald Green  
Color Options

**Starts at \$80**

**Construction:** Galvanized steel  
**Capacity:** ((15) 1020-style flats per 6-foot section  
 Optional 39.25" high single basket purlin holds (6)  
 10-inch hanging baskets  
**Base Dimensions:** 73.25" w x 26.5" d x 44.5" h

Ask about our new 4' versions on several of our Evolutions displays



**evolutions**  
MODULAR DISPLAY SYSTEM

# TALL 3 LEVEL DISPLAY

Dream big and let your taller merchandise reach for the sky with the PX7026. This commanding display captures your customer's attention with an overall height of 71 inches—2' between each tier! Of course, you'll enjoy our galvanized steel construction and tool-free assembly, but this display also includes a standard sign holder for your pricing information.



PX7026 Configurations		
Part #	Description	Price
PX7026-S	Single unit w/expanded metal (standard) + Sign holder	\$401
PX7026-S12	12' Connected unit	\$726
PX7026-S18	18' Connected unit	\$1,050
PX7026-S24	24' Connected unit	\$1,375
PX7026-XT6S	6' Extension for Single 6' Unit + Sign holder	\$325

\*Splitting connected runs may require additional components. Call for more information.

Black, Red or Emerald Green  
Color Options

**Construction:** Galvanized steel  
**Capacity:** (15) 1020-style flats per 6-foot section  
**Base Dimensions:** 73.25" w x 32" d x 71.33" h



PX7026-S





# END CAP DISPLAYS

## PLANT DISPLAYS

Two (2) EC7001 units with casters shown with one (1) PX7001 with casters



Two (2) EC7020 units shown with one (1) PX7021 double tri-step display



Our new end caps for the Evolutions series are configured to match up with their corresponding display! They still feature expanded metal benchtops, galvanized steel construction for strength and durability and are now also available with optional casters. Use them by themselves in many configurations or with displays to feature and merchandise your product. End caps are also great for sale items or as a focal point from which you can attach signage.

### PX7030 Configurations

Part #	Description	Price
EC7001	End cap for PX7001	\$348
EC7006	End cap for PX7006	\$289
EC7020	End cap for PX7020	\$313
EC7022	End Cap for PX7022	\$207
EC7025	End Cap for PX7025	\$236
EC7030	End Cap for PX7030	\$171
EC7032	End Cap for PX7032	\$295
EC7040	End Cap for PX7040	\$236



(2) EC7030



EC7020



EC7001

as shown with optional casters





EC7030



EC7020 as shown with optional casters

### Options

Casters	Powder Coating
<p>Add \$40</p>  <p>Set of 3 swivel-locking casters</p>	 <p>Black, Red or Emerald Green Color Options</p>

  
**evolutions**  
 MODULAR DISPLAY SYSTEM



Please call 888-334-1440 for additional sizes and configurations.



# CIRCULAR DISPLAYS

## BD3000

The unique barrel-shaped supports on the new BD3000 are not only attractive, but also functional since they allow for unobstructed shelf space. The adjustable center bench is an added benefit that adds even more merchandising flexibility. Display smaller floral and giftware items with ease on the sturdy, flattened expanded metal surfaces. Standard swivel-locking casters make easy work to move this display around your store.

Circular Display		
Part #	Size	Unit Price
BD3000	32"w x 32"d x 54¾"h	\$229

## OPTIONS

### Powder Coating



Black, Red or  
Emerald Green  
Color Options

## SPECIFICATIONS

**Construction:** Galvanized steel

**Base Dimensions:** 32"w x 32"d x 54¾"h  
(adjustable center bench: 16½" to 22½" from base)



## CD3000 & CD4000

What's your best side? Why choose? Showcase your merchandise beautifully from every angle with our circle bench displays. Flattened expanded metal surfaces prevent tips and ensure that smaller items won't slip through the cracks. Swivel-locking casters ensure easy mobility for optimal merchandising flexibility.

3-Level Circular Display			
Part #	Size	Unit Price	w/ Sign Holder
CD3000	32"w x 32"d x 54"h	\$240	\$311

4-Level Circular Display			
Part #	Size	Unit Price	w/ Sign Holder
CD4000	32"w x 32"d x 55⅜"h	\$290	\$374

## OPTIONS

### Powder Coating



Black, Red or  
Emerald Green  
Color Options

### Sign Holders



3-sided or 2-sided  
sign holder

**\$32 ea**

## SPECIFICATIONS

**Construction:** Galvanized steel

**Base Dimensions 3-level:** 32"w x 32"d x 53¾"h  
(80"h with signholder)

**Base Dimensions 4-level:** 32"w x 32"d x 55⅜"h  
(80"h with signholder)



CD4000 with 3-sided sign holder



CD3000 with 2-sided sign holder





# 35, 355 & 357 DISPLAY

CD3500, CD3550, CD3570

These circular island displays are a paradise for large merchandise. Oversized pots, baskets, garden décor and accessories will fit—and shine! The CD3570 has a 7' diameter base, 5' middle tier and 3' top, which gives you 65 square feet of merchandising opportunity in one display. Expanded metal surfaces and heavy-duty steel construction also provide the strength to support oversized products. New this season are slightly smaller versions—the CD3550 and the CD3500 and all are available with casters.

35, 355, 357 Display			
Part #	Size	Unit Price	Casters
CD3570	84" w x 84" d x 56 1/4" h	\$944	\$80
CD3550	60" w x 60" d x 61" h	\$738	\$55
CD3500	60" w x 60" d x 38" h	\$448	\$55



**\$503** as shown  
with casters



**\$793** as shown  
with casters



**\$1,024** as shown

The 357 offers 65 total square feet of surface area to merchandise



Please call **888-334-1440** for additional sizes and configurations.





**\$364** TR3030  
as shown (2) Ends,  
(1) Center Beam,  
(8) 30" Retainer Arms,  
(1) Sign Holder

## TREE DISPLAY

The new Tree Display is your helping hand if you sell potted trees. Retainer arms hold the trunk securely to prevent blown-over trees, broken limbs and leaf loss. Adjustable arms in two sizes accommodate a variety of tree and pot sizes to match your product mix. Orange flip gates allow easy access for your customers and quick re-stocking for you. Options include a sign holder and extension kits to create a connected run.

TREE DISPLAY			
Part #	Description	Includes	List Price
TR3020	Tree Display Single	(2) Ends (1) Support Beam (4) 26" Retainer Arms (4) 16" Retainer Arms and hardware.	\$295
TR3021	Tree Display Adder Single	(1) End, (1) Support Beam (4) 26" Retainer Arms (4) 16" Retainer Arms and hardware.	\$242
TR3042	Tree Display Double – 42"	(2) Ends (1) Center Beam (6) 42" Retainer Arms and hardware.	\$372
TR3030	Tree Display Double – 30"	(2) Ends (1) Center Beam (8) 30" Retainer Arms and hardware.	\$438
TR3043	Tree Display Extension – 42"	(1) End (1) Center Beam (6) 42" Retainer Arms and hardware.	\$295
TR3031	Tree Display Extension – 30"	(1) End (1) Center Beam (8) 30" Retainer Arms and hardware.	\$360
TR3041	Tree Display Sign	11" x 7" with retaining clip	\$16 each

## SPECIFICATIONS

**Construction:** Galvanized steel  
**Capacity:** 12 or 16 trees per 10' section  
**Base Dimensions:** 4'-5" x 10'-0"



**\$314** TR3020  
as shown



# PAVER DISPLAY

## PD3006 & PD3050

We're paving the way for increased sales with our attractive landscape paver display unit. Provide your customers with a convenient shopping experience when you purchase this easy-to-browse display. Welded supports and 2" galvanized steel construction ensure this unit can hold a heavy load. Choose our optional sign holder to provide ideas and inspiration to your clients as well as to create timely messaging, adding even more value to your display.

PD3006 & PD3050 Paver Displays			
Part #	Size	Unit Price	w/ Sign Holder
PD3006	72"w x 43"d x 74"h	\$649	\$799 ea
PD3050	52½"w x 42½"d x 74"h	\$537	\$639ea

### SPECIFICATIONS

**Construction:** Galvanized steel

**Base Dimensions:** (PD3006) 72"w x 43"d x 74"h

**Base Dimensions:** (PD3050) 52½"w x 42½"d x 74"h



PD3006 shown with optional sign holder

Product and signs not included



# MULCH & ROCK DISPLAY

## MD3000

Showcase a variety of mulch, soils, decorative landscape rock, bulbs and other bulk goods in divided bins. The sturdy, galvanized steel frame and bins come standard with a dark grey textured powder coating. Setup is quick and requires no tools. It is perfect for indoor displays, as well as outside. Choose up to five bins and then add dividers to best suit your product mix.

Mulch & Rock Display		
Part#	Description	Price
MD3000	24"w x 24"d x 72"h Frame	\$165
MD1012	Compartment Bin	\$42 each
MD1007	Divider	\$9 each



\$51 bin plus 1 divider



\$60 bin plus 2 dividers



\$69 bin plus 3 dividers



\$438 as shown product and signage not included



### SPECIFICATIONS

**Construction:** Powder coated galvanized steel

**Base Dimensions:** 24"w x 24"d x 72"h

**TOOL FREE**

No tools required for assembly!

Please call 888-334-1440 for additional sizes and configurations.



# PALLET BRIDGE

## PB3000

Our new pallet bridge display provides an elegant solution to cross-merchandise products that are complementary to your palletized goods. Graphic panels (not included) simply slide into the side supports while mounting holes on the tray face easily accept most types of rigid signage panels. The galvanized steel frame fits over most standard pallets and the upper tray features flattened expanded metal to hold large and small products.

Pallet Bridge		
Part #	Size	Unit Price
PB3000	48"w x 21½"d x 48"h	\$199

### SPECIFICATIONS

**Construction:** Galvanized steel  
**Dimensions:** 48"w x 21½"d x 48"h  
**Options:** Powder Coating – Call for pricing  
**Signage:** Up to 6 mm thick – Call for pricing

### OPTIONS

#### Powder Coating



Black, Red or  
Emerald Green  
Color Options\*

\*Custom colors available.

**Call for Pricing**



PB3000 with sign panels



PB3000 without sign panels

# PALLET SIGN HOLDERS

Our new pallet sign stands are perfect for pallets of your taller merchandise. Park your pallet on the large base plate and rest assured it won't tip over in the wind. 2-sided industry standard 11" x 7" sign holders provide great visibility for your customers.

Pallet Signs		
Part #	Description	Unit Price
GCS250	66" clearance curved post	\$55
GCS251	36" clearance straight post	\$35
GCS252	67" clearance straight post	\$50
GCS503	12" clearance straight post	\$20

### SPECIFICATIONS

**Construction:** Galvanized steel

**Dimensions:**

GCS250 – 66" clearance w/ 11" x 7" 2-sided sign holder  
 GCS251 – 36" clearance w/ 11" x 7" 2-sided sign holder  
 GCS252 – 67" clearance w/ 11" x 7" 2-sided sign holder  
 GCS253 – 12" clearance w/ 11" x 7" 1-sided sign holder

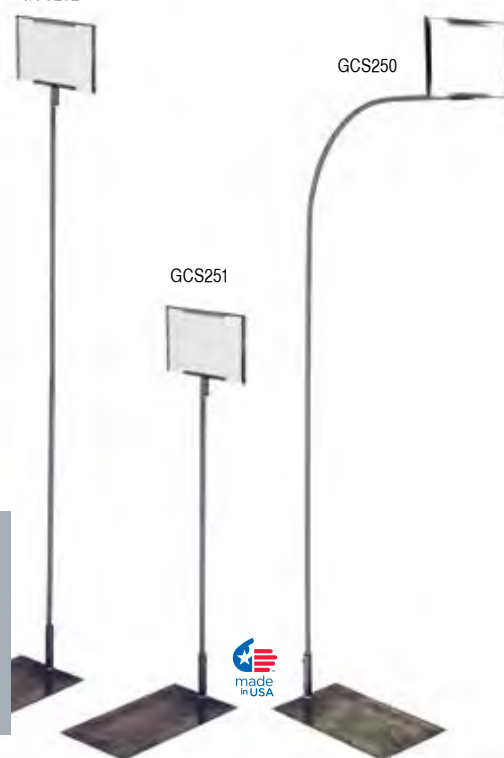


GCS503

GCS252

GCS250

GCS251



# GARDEN CENTER SIGN HOLDERS

Our durable, galvanized steel sign holders will accommodate standard industry sign sizes and come in a wide array of attachment options, including stands, table tops, clips, and more.



## Cross Merchandiser

Put fertilizer, plant food and complementary products at customer's fingertips with this easy to hang cross merchandiser.

WB1000 – **\$22.00 ea**

## Track Sign Holder

This 72" sign holder can be mounted to just about any display or bedding plant table and accepts most 7" x 5" and 11" x 7" signage.

72" x 7" Track Sign Holder (FB3028) – **\$23.50 ea**

72" x 5" Track Sign Holder (FB3029) – **\$20.75 ea**

## EZ Sign Holder

Quickly attaches to any of our bench tops.

7" x 5" card size (GCS200) – **\$3.75 ea**

Box of 25 (GCS2000) – **\$89.00**


11" x 7" card size (GCS205) – **\$4.25 ea**

Box of 25 (GCS2050) – **\$100.00**

## EZ Track Sign Holder

70" x 4" Sign Holder (FB3047) – **\$23.50 ea**

46" x 4" Sign Holder (FB3046) – **\$20.75 ea**



## 12" Sign Holder with base

7" x 5" card size (GCS101) – **\$3.05 ea**

Box of 25 (GCS1010) – **\$72.50**

11" x 7" card size (GCS105) – **\$3.25 ea**

Box of 25 (GCS1050) – **\$77.25**

## 18" Sign Holder without base

5" x 4" card size (GCS117) – **\$1.90 ea**

Box of 25 (GCS1170) – **\$45.15**

7" x 5" card size (GCS118) – **\$2.20 ea**

Box of 25 (GCS1180) – **\$52.25**

11" x 7" card size (GCS119) – **\$2.30 ea**

Box of 25 (GCS1190) – **\$54.65**

## Sign Holder Base

For 18" & 30" signs (GCS131) – **\$3.60 ea**

Box of 25 (GCS1310) – **\$85.50**

## 30" Sign Holder without base

7" x 5" card size (GCS121) – **\$2.75 ea**

Box of 25 (GCS1210) – **\$65.25**

11" x 7" card size (GCS126) – **\$2.90 ea**

Box of 25 (GCS1260) – **\$68.95**

## Clip Sign

7" x 5" card size (GCS303) – **\$5.30 ea**

Box of 25 (GCS3030) – **\$125.75**

11" x 7" card size (GCS302) – **\$6.35 ea**

Box of 25 (GCS3020) – **\$150.75**

## Table Top Sign Holder

7" x 5" card size (GCS111) – **\$2.15 ea**

Box of 25 (GCS1110) – **\$51.05**

11" x 7" card size (GCS116) – **\$2.25 ea**

Box of 25 (GCS1160) – **\$53.50**

## Double-Face Sign Holder

11" x 7" card size (GCS130) – **\$4.15 ea**

Box of 25 (GCS1300) – **\$98.50**

## White Vinyl Sign Cards

5" x 4" pack of 25 (GCS137) – **\$3.20**

7" x 5" pack of 25 (GCS136) – **\$4.85**

11" x 7" pack of 25 (GCS141) – **\$9.00**

## China Markers

Black, pack of 12 (GCS146) – **\$15.50**