

BASKET HANGERS



**TOOL
FREE**

**No tools required
for assembly!**

Basket Hanger shown with optional casters

BASKET HANGER

SPECIFICATIONS

Construction: Galvanized steel
Capacity: (24) 10-inch hanging baskets
Optional wreath kit holds (90) 24-inch wreaths
Base Dimensions: 72" w x 73" d x 82" h

BH3000

This year-round fixture allows for optimal lighting exposure for your hanging baskets and it also gives you a place to create showy seasonal displays. Spring, summer and fall plants are placed easily within your customer's reach and our optional wreath kit allows for high-capacity holiday merchandising. We'd say this A-shaped display unit gets an A+!



Snap Button Design

Simple and strong.
Our snap button connection system simplifies assembly, decreases your set-up time and provides added strength.



\$500 as shown
with optional casters






\$740 as shown with optional
wreath kit and casters

Basket Hanger

Part #	Size	Unit Price	w/ Wreath Kit
BH3000	72" w x 73" d x 82" h	\$415	\$655

OPTIONS

Casters	Powder Coating	Wreath Kit
 Set of 4 swivel-locking casters	 Black, Red or Emerald Green Color Options	 Add \$240



**TOOL
FREE**

**No tools required
for assembly!**

NARROW BASKET HANGER

BH4000

Respond quickly to inclement weather or move product indoors for safe keeping with our BH4000 Narrow Basket Hanger display. Designed for mobility, this unit comes standard with casters and rolls easily through a 36-inch door frame.



Snap Button Design

Simple and strong.

Our snap button connection system simplifies assembly, decreases your set-up time and provides added strength.



Narrow Basket Hanger

Part #	Size	Unit Price
BH4000	76"w x 34"d x 78"h	\$530

OPTIONS

Powder Coating



Black, Red or
Emerald Green
Color Options

Wreath Kit



Add \$225

SPECIFICATIONS

Construction: Galvanized steel,
4 swivel-locking casters

Capacity: (47) 10-inch hanging baskets

Dimensions: 76"w x 34"d x 78"h



\$755 as shown with
optional wreath kit



BASKET WAVE

BW3000

Caution: curves ahead! Enhance your garden center's flow with the new basket wave. This high capacity display provides an elegant way to showcase your hanging baskets in an easy-to-shop wall of color. Start with the 12-foot base unit and easily add 6-foot sections to create an endless sweep of color.



Basket Wave			
Part #	Size	Unit Price	Additional 6' Sections
BW3000	150"w x 79"d x 78"h	\$675	\$325 ea

Splitting connected runs may require additional components. Call for more information. Prices may be subject to change without notice.

OPTIONS


Powder Coating



Black, Red or
Emerald Green
Color Options

SPECIFICATIONS

Construction: Galvanized steel
Base Dimensions: 150"w x 79"d x 78"h



Basket Wave Top View



BASKET TOWER

BT3000

This fun way to showcase your hanging baskets and other hanging merchandise, such as wind chimes and bird houses/ feeders, is sure to be on your wish list for spring sales. Think vertical merchandising that can be shopped from any side. Imagine a tower of hanging baskets or a whorl of wind chimes!



Basket Tower		
Part #	Size	Unit Price
BT3000	46"w x 46"d x 90"h	\$410

SPECIFICATIONS

Construction: Galvanized steel
Base Dimensions: 46"w x 46"d x 90"h

TOWER DISPLAY

\$1890 as shown
with optional lower bench



BT3001


The new Tower Display can serve a multitude of purposes and has many configurations to fit your needs and space. This display was created to give you more space for hanging items like baskets, chimes and birding items that you want to sell alongside related merchandise like flats, bird seed or other shelf products. Perfect as an island or aisle to incorporate vertical merchandising!

Tower Display

Part #	Tower Price	Benching Section
BT3001	\$495	\$450

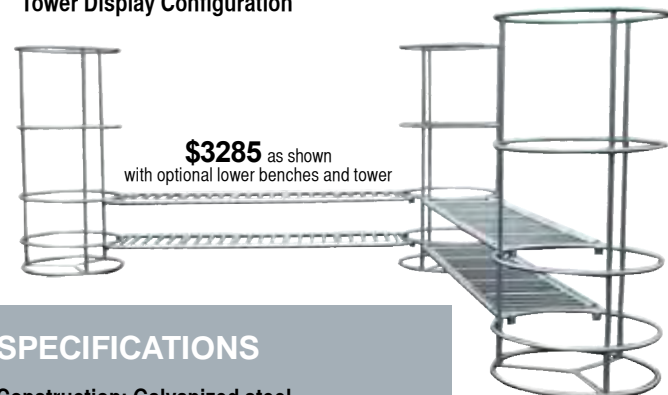
Configurations may require additional components. Call for more information.
Prices may be subject to change without notice.

Standard Display



\$1440 as shown

Tower Display Configuration



\$3285 as shown
with optional lower benches and tower

SPECIFICATIONS

Construction: Galvanized steel
Base Dimensions: 17'-10" w x 46" d x 90" h

BENCH DISPLAY

**TOOL
FREE**

 No tools required
for assembly!


PX7006-C

PX7006

Basic, sturdy, expandable—those are the necessary requirements for any display unit, and you'll certainly find them with our PX7006. You can add casters, cross-merchandisers or powder coating to customize this display or connect multiple benching sections to create a connected run to fit your space.



PX7006 Configurations (More Sizes & Styles Available)

Part #	Description	Price
PX7006	Single unit w/expanded metal (standard)	\$585
PX7006-C	Single unit w/expanded metal (standard) + Casters	\$670
PX7006-XT6	6' Extension for Single Unit w/expanded metal (standard)	\$510

*Splitting connected runs may require additional components. Call for more information.
Prices may be subject to change without notice.


 PX7006
Base bench model


evolutions
MODULAR DISPLAY SYSTEM

Options and Accessories

Powder Coating



Black, Red or Emerald Green
Color Options

SPECIFICATIONS

Construction: Galvanized steel

Capacity: (18) 1020-style flats per 6-foot section

Base Dimensions: 73.25" w x 37.5" d x 30" h



Don't forget your watering mats!

By using capillary watering, you not only improve the quality of your live goods, but also reduce labor.

Ask about our new 4' versions on several of our Evolutions displays

DOUBLE BENCH DISPLAYS



No tools required for assembly!

Hold it ALL with these high-capacity display units meant to be shopped from both sides. All three feature tool-free assembly, galvanized steel construction, and our patented shared end support system for extended runs. With three depths to choose from, you have the flexibility to design aisles that fit within your given space. Choose the “Y” purlin configurations and you’ll gain an impressive 24 feet for hanging baskets per 6’ display.



PX7024-P



patented



PX7023-S



patented



evolutions
MODULAR DISPLAY SYSTEM

EXPAND YOUR DISPLAYS

Buy the Extension Kit for any Evolutions model to create connected runs of displays.



PX7022



patented



PX7023
Base bench model



PX7023 Configurations (More Sizes & Styles Available)

Part #	Description	Price
PX7023	3' unit w/expanded metal (standard)	\$725
PX7023-S	3' unit w/expanded metal (standard) + Sign holder	\$875
PX7023-P	3' unit w/expanded metal (standard) + Purlin	\$975
PX7023-XT6	6' Extension for Single 3' Unit	\$625
PX7023-XT6P	6' Extension for 3' Unit w/ Purlin	\$800
PX7023-XT6S	6' Extension for Single 3' Unit + Sign holder	\$755

*Splitting connected runs may require additional components. Call for more information.
Prices may be subject to change without notice.

SPECIFICATIONS

Construction: Galvanized steel

Capacity: (24) 1020-style flats per 6-foot section

Optional 47.5" high basket purlin holds (24) 10-inch hanging baskets

Base Dimensions: 73.25" w x 41.5" d x 30" h



PX7022
Base bench model



PX7022 Configurations (More Sizes & Styles Available)

Part #	Description	Price
PX7022	4' unit w/expanded metal (standard)	\$835
PX7022-S	4' unit w/expanded metal (standard) + Sign holder	\$985
PX7022-P	4' unit w/expanded metal (standard) + Purlin	\$1,085
PX7022-XT6	6' Extension for Single 4' Unit	\$730
PX7022-XT6P	6' Extension for 4' Unit w/ Purlin	\$905
PX7022-XT6S	6' Extension for Single 4' Unit + Sign holder	\$860

*Splitting connected runs may require additional components. Call for more information.
Prices may be subject to change without notice.

SPECIFICATIONS

Construction: Galvanized steel

Capacity: (24) 1020-style flats per 6-foot section

Optional 47.5" high basket purlin holds (24) 10-inch hanging baskets

Base Dimensions: 73.25" w x 50.25" d x 30" h



PX7024
Base bench model



PX7024 Configurations (More Sizes & Styles Available)

Part #	Description	Price
PX7024	6' unit w/expanded metal (standard)	\$1,055
PX7024-S	6' unit w/expanded metal (standard) + Sign holder	\$1,205
PX7024-P	6' unit w/expanded metal (standard) + Purlin	\$1,305
PX7024-XT6	6' Extension for Single 6' Unit	\$940
PX7024-XT6P	6' Extension for 6' Unit w/ Purlin	\$1,115
PX7024-XT6S	6' Extension for Single 6' Unit + Sign holder	\$1,070

*Splitting connected runs may require additional components. Call for more information.
Prices may be subject to change without notice.

SPECIFICATIONS

Construction: Galvanized steel

Capacity: (36) 1020-style flats per 6-foot section

Optional 47.5" high basket purlin holds (24) 10-inch hanging baskets

Base Dimensions: 73.25" w x 73.5" d x 30" h

Options

Powder Coating



Black, Red or Emerald Green
Color Options

NEW FEATURE!



Double Hanging "Y" Basket Purlin Design

This option really brings the color up to eye level and allows you to sell hanging baskets on the same footprint as flats!



Get your shelves to multitask, too!
Put complementary products at customers fingertips with this easy to hang cross merchandiser. (pg. 39)

Ask about our new 4' versions on several of our Evolutions displays

STEP DISPLAY

PX7003

The perfect double-sided display the PX7003 can stand alone as an island or connect in a run to create aisles that can be shopped from both sides. It includes "stepped" bench tops on either side and a large center area-all with expanded metal bench tops for items large or small.



No tools required for assembly!



patented

PX7003



PX7003
Base bench model

PX7003 Configurations (More Sizes & Styles Available)

Part #	Description	Price
PX7003	Single unit w/expanded metal (standard)	\$705
PX7003-12	12' Connected unit	\$1,285
PX7003-18	18' Connected unit	\$1,865
PX7003-24	24' Connected unit	\$2,445
PX7003-XT6	6' Extension for Single Unit	\$580

*Splitting connected runs may require additional components. Call for more information.
Prices may be subject to change without notice.

Options

Powder Coating



Black, Red or Emerald Green
Color Options

SPECIFICATIONS

Construction: Galvanized steel

Capacity: (24) 1020-style flats per 6-foot section

Base Dimensions: 73.25" w x 69.75" d x 30" h

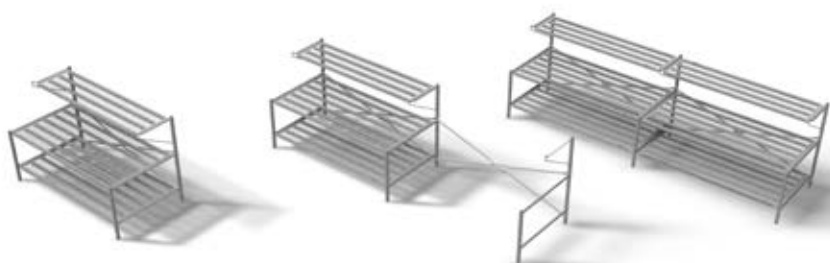
Ask about our new 4' versions on several of our Evolutions displays



evolutions
MODULAR DISPLAY SYSTEM

EXPAND YOUR DISPLAYS

Buy the Extension Kit for any Evolutions model to create connected runs of displays.



**TOOL
FREE**

No tools required
for assembly!



PX7001-CP

FENCE-ON-A-STEP BENCH®

PX7001

The PX7001 display offers lots of space in a semi-tiered design. With several configurations, you'll find just the one to suit your needs. Use as a freestanding display, back-to-back as a center aisle, or connected in a run of any length.

NEW FEATURE!



Double Hanging Basket Purlin

The purlin available for this display is now a double purlin—twice the baskets in the same footprint!



PX7001
Base bench model



PX7001 Configurations (More Sizes & Styles Available)

Part #	Description	Price
PX7001	Single unit w/expanded metal (standard)	\$765
PX7001-P	Single unit w/Double Purlin	\$895
PX7001-S	Single unit w/Sign Holder	\$840
PX7001-C	Single unit w/Casters	\$850
PX7001-CP	Single unit w/Casters + Purlin	\$980
PX7001-CS	Single unit w/Casters + Sign Holder	\$945
PX7001-XT6	6' Extension for single unit	\$660
PX7001-XT6P	6' Extension for Single Unit w/Purlin	\$750
PX7001-XT6S	6' Extension for Single Unit w/Sign Holder	\$735

*Splitting connected runs may require additional components. Call for more information.
Prices may be subject to change without notice.

Options and Accessories

Powder Coating



Black, Red or Emerald Green
Color Options

SPECIFICATIONS

Construction: Galvanized steel

Capacity: (27) 1020-style flats per 6-foot section

Base Dimensions: 73.25" w x 37.5" d x 44.5" h

Ask about our new 4' versions on several of our Evolutions displays



Don't forget your watering mats!

By using capillary watering, you not only improve the quality of your live goods, but also reduce labor.

TRI-STEP DISPLAY



No tools required
for assembly!

PX7020

A little variety can make a big difference. That's why we offer our PX7020 display. Shelf depth reduces gradually from 36 to 24 to 18 inches for improved product placement and visual appeal. Options like hanging basket purlins, casters, sign holder and powder coating allow for even greater visual range.



evolutions
MODULAR DISPLAY SYSTEM

Double Hanging Basket Purlin

The purlin available for this display is now a double purlin-twice the baskets in the same footprint!



PX7020-CP

patented



PX7020
Base bench model

PX7020 Configurations (More Sizes & Styles Available)

Part #	Description	Price
PX7020	Single unit w/expanded metal (standard)	\$760
PX7020-P	Single unit w/Double Purlin	\$890
PX7020-S	Single unit w/Sign Holder	\$835
PX7020-C	Single unit w/Casters	\$845
PX7020-CP	Single unit w/Casters + Purlin	\$975
PX7020-CS	Single unit w/Casters + Sign Holder	\$940
PX7020-XT6	6' Extension for single unit	\$655
PX7020-XT6P	6' Extension for Single Unit w/Purlin	\$745
PX7020-XT6S	6' Extension for Single Unit w/Sign Holder	\$730

*Splitting connected runs may require additional components. Call for more information.
Prices may be subject to change without notice.

Options

Powder Coating



Black, Red or Emerald Green
Color Options

SPECIFICATIONS

Construction: Galvanized steel

Capacity: (24) 1020-style flats per 6-foot section
Optional 47.5" high double purlin holds (12) 10-inch hanging baskets per 6-foot section

Base Dimensions: 73.25" w x 40" d x 44.5" h



PX7020-CS

Ask about our new 4' versions on several of our Evolutions displays

For more information visit www.usgr.com

DOUBLE TRI-STEP DISPLAY



No tools required for assembly!

PX7021

Featuring the same "stepped" shelf depth (from 36 to 24 to 18 inches), this unit gives you all the visual appeal of our Tri-Step display... times two, and our patented shared end support connecting system allows you to create aisles of color. You'll appreciate our tool-free assembly and galvanized steel construction. Choose a configuration with double hanging basket purlins for more display space or the double-sided 7" sign holder for an easy signage option.



PX7021-P

patented

PX7021 Configurations (More Sizes & Styles Available)

Part #	Description	Price
PX7021	Single unit w/expanded metal (standard)	\$1,405
PX7021-S	Single unit w/expanded metal (standard) + Sign holder	\$1,555
PX7021-P	Single unit w/expanded metal (standard) + Purlin	\$1,655
PX7021-XT6	6' Extension for Single 6' Unit	\$1,230
PX7021-XT6P	6' Extension for 6' Unit w/ Purlin	\$1,405
PX7021-XT6S	6' Extension for Single 6' Unit + Sign holder	\$1,360

*Splitting connected runs may require additional components. Call for more information.
Prices may be subject to change without notice.



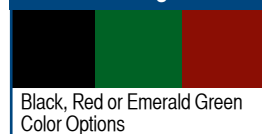
PX7021-S



PX7021
Base bench model

Options

Powder Coating



Black, Red or Emerald Green
Color Options

SPECIFICATIONS

Construction: Galvanized steel

Capacity: (48) 1020-style flats per 6-foot section
Optional 48" high double basket purlin holds (24)
10-inch hanging baskets

Base Dimensions: 73.25"w x 75.5"d x 44.5"h

Ask about our new 4' versions on several of our Evolutions displays

2 & 3-TIER DISPLAYS

PX7030 & PX7032



No tools required for assembly!

Step it up with our tiered units featuring a narrower profile for tight spaces or sidewalk display areas-now available with hanging basket purlins! Choose from several configurations and options including purlins, casters, powder coated colors, sign holders or cross merchandisers. More merchandise in a smaller footprint!



PX7030-CP



Now with Hanging Basket Purlins!



PX7032-CP

SPECIFICATIONS

Construction: Galvanized steel
Capacity: (12) 1020-style flats per 6-foot section
Base Dimensions: 73.25" w x 27.5" d x 30" h



PX7030
Base bench model

PX7030 Configurations (More Sizes & Styles Available)

Part #	Description	Price
PX7030	Single unit w/expanded metal (standard)	\$595
PX7030-CP	Single unit w/Casters + Purlin	\$775
PX7030-CS	Single unit w/Casters + Sign Holder	\$775
PX7030-XT6	6' Extension for Single 6' Unit	\$510
PX7030-XT6P	6' Extension for 6' Unit w/ Purlin	\$570
PX7030-XT6S	6' Extension for Single 6' Unit + Sign holder	\$585

*Splitting connected runs may require additional components. Call for more information. Prices may be subject to change without notice.

Options

Powder Coating



Black, Red or Emerald Green Color Options

EXPAND YOUR DISPLAYS

Buy the Extension Kit for any Evolutions model to create connected runs of displays.

Ask about our new 4' versions on several of our Evolutions displays



PX7032
Base bench model

SPECIFICATIONS

Construction: Galvanized steel
Capacity: (21) 1020-style flats per 6-foot section
Base Dimensions: 73.25" w x 40.5" d x 44.5" h

PX7032 Configurations (More Sizes & Styles Available)

Part #	Description	Price
PX7032	Single unit w/expanded metal (standard)	\$960
PX7032-CP	Single unit w/Casters + Purlin	\$1,175
PX7032-CS	Single unit w/Casters + Sign Holder	\$1,140
PX7032-XT6	6' Extension for Single 6' Unit	\$835
PX7032-XT6P	6' Extension for 6' Unit w/ Purlin	\$925
PX7032-XT6S	6' Extension for Single 6' Unit + Sign holder	\$910

*Splitting connected runs may require additional components. Call for more information. Prices may be subject to change without notice.



For more information visit www.usgr.com

HALF A-FRAME DISPLAY

PLANT DISPLAYS

PX7040

Utilize the full potential of a bare wall or fence with this cleverly designed Half A-frame display. You can also place this unit back to back for a quickly assembled center aisle, and our patented shared end support system means your expansion options just go on and on. Great sales, great set-up—a winning combination for your merchandise.

NEW FEATURE!



Double Hanging Basket Purlin

The purlin available for this display is now a double purlin—twice the baskets in the same footprint!



PX7040
Base bench model



PX7040-S



evolutions
MODULAR DISPLAY SYSTEM

PX7030 Configurations (More Sizes & Styles Available)		
Part #	Description	Price
PX7040	Single unit w/expanded metal (standard)	\$625
PX7040-S	Single unit w/expanded metal (standard) + Sign holder	\$720
PX7040-P	Single unit w/expanded metal (standard) + Purlin	\$755
PX7040-XT6	6' Extension for Single 6' Unit	\$515
PX7040-XT6P	6' Extension for 6' Unit w/ Purlin	\$605
PX7040-XT6S	6' Extension for Single 6' Unit + Sign holder	\$590

*Splitting connected runs may require additional components. Call for more information.
Prices may be subject to change without notice.

Options and Accessories

Powder Coating



Black, Red or Emerald Green
Color Options

SPECIFICATIONS

Construction: Galvanized steel with expanded metal bench tops

Capacity: (24) 1020-style flats per 6-foot section

Optional 47.5" high purlin holds (12) 10-inch hanging baskets per 6-foot section

Base Dimensions: 73.25"w x 41.25"d x 44.5"h



Get your shelves to multitask, too!
Put complementary products at customers fingertips with this easy to hang cross merchandiser. (pg. 39)

Ask about our new 4' versions on several of our Evolutions displays

Please call 888-334-1440 for additional sizes and configurations.

FLAT MATE DISPLAY

PX7025

Conserve your space with the narrow profile of this model (just 26 inches deep), yet still accommodate 15 flats of product! Enjoy our other display features as well, like galvanized steel construction, shared end support for easy run addition and a full array of options to suit your needs.

PX7025 Configurations		
Part #	Description	Price
PX7025	Single unit w/expanded metal (standard)	\$595
PX7025-C	Single unit w/Casters	\$680
PX7025-CP	Single unit w/Casters + Purlin	\$775
PX7025-CS	Single unit w/Casters + Sign holder	\$775
PX7025-P	Single unit w/Purlin	\$690
PX7025-S	Single unit w/Sign holder	\$690

*Splitting connected runs may require additional components. Call for more information.
Prices may be subject to change without notice.

Powder Coating



Black, Red or Emerald Green
Color Options

SPECIFICATIONS

Construction: Galvanized steel
Capacity: ((15) 1020-style flats per 6-foot section
 Optional 39.25" high single basket purlin holds (6) 10-inch hanging baskets
Base Dimensions: 73.25" w x 26.5" d x 44.5" h

Ask about our new 4" versions on several of our Evolutions displays



No tools required for assembly!

PX7026 Configurations (More Sizes & Styles Available)		
Part #	Description	Price
PX7026-S	Single unit w/expanded metal (standard) + Sign holder	\$740
PX7026-S12	12' Connected unit	\$1,345
PX7026-S18	18' Connected unit	\$1,950
PX7026-S24	24' Connected unit	\$2,555
PX7026-X76S	6' Extension for Single 6' Unit + Sign holder	\$605

*Splitting connected runs may require additional components. Call for more information.
Prices may be subject to change without notice.

Powder Coating



Black, Red or Emerald Green
Color Options

SPECIFICATIONS

Construction: Galvanized steel
Capacity: (15) 1020-style flats per 6-foot section
Base Dimensions: 73.25" w x 32" d x 71.33" h

Hanging Basket Purlin
 This display is now available with a single purlin for displaying hanging baskets



PX7025-CP


evolutions
 MODULAR DISPLAY SYSTEM

TALL 3 LEVEL DISPLAY

PX7026

Dream big and let your taller merchandise reach for the sky with the PX7026. This commanding display captures your customer's attention with an overall height of 71 inches—2' between each tier! Of course, you'll enjoy our galvanized steel construction and tool-free assembly, but this display also includes a standard sign holder for your pricing information.



PX7026-S

END CAP DISPLAYS

PLANT DISPLAYS

Two (2) EC7001 units with casters shown with one (1) PX7001 with casters



Two (2) EC7020 units shown with one (1) PX7021 double tri-step display



Our new end caps for the Evolutions series are configured to match up with their corresponding display! They still feature expanded metal benchtops, galvanized steel construction for strength and durability and are now also available with optional casters. Use them by themselves in many configurations or with displays to feature and merchandise your product. End caps are also great for sale items or as a focal point from which you can attach signage.

PX7030 Configurations (More Sizes & Styles Available)

Part #	Description	Price
EC7001	End cap for PX7001	\$470
EC7006	End cap for PX7006	\$350
EC7020	End cap for PX7020	\$380
EC7022	End Cap for PX7022	\$245
EC7025	End Cap for PX7025	\$285
EC7030	End Cap for PX7030	\$195
EC7032	End Cap for PX7032	\$355
EC7040	End Cap for PX7040	\$295



(2) EC7030



EC7020



EC7001

as shown with optional casters





EC7030



EC7020 as shown with optional casters



Options

Casters	Powder Coating
<p>Add \$85</p>  <p>Set of 3 swivel-locking casters</p>	 <p>Black, Red or Emerald Green Color Options</p>


evolutions
 MODULAR DISPLAY SYSTEM

Please call 888-334-1440 for additional sizes and configurations.

CIRCULAR DISPLAYS

BD3000

The unique barrel-shaped supports on the new BD3000 are not only attractive, but also functional since they allow for unobstructed shelf space. The adjustable center bench is an added benefit that adds even more merchandising flexibility. Display smaller floral and giftware items with ease on the sturdy, flattened expanded metal surfaces. Standard swivel-locking casters make easy work to move this display around your store.

Circular Display		
Part #	Size	Unit Price
BD3000	32"w x 32"d x 54¾"h	\$440

OPTIONS

Powder Coating



Black, Red or
Emerald Green
Color Options

SPECIFICATIONS

Construction: Galvanized steel

Base Dimensions: 32"w x 32"d x 54¾"h
(adjustable center bench: 16½" to 22½" from base)



CD3000 & CD4000

What's your best side? Why choose? Showcase your merchandise beautifully from every angle with our circle bench displays. Flattened expanded metal surfaces prevent tips and ensure that smaller items won't slip through the cracks. Swivel-locking casters ensure easy mobility for optimal merchandising flexibility.

3-Level Circular Display			
Part #	Size	Unit Price	w/ Sign Holder
CD3000	32"w x 32"d x 54"h	\$350	\$405

4-Level Circular Display			
Part #	Size	Unit Price	w/ Sign Holder
CD4000	32"w x 32"d x 55¾"h	\$425	\$480

OPTIONS

Powder Coating



Black, Red or
Emerald Green
Color Options

Sign Holders



3-sided or 2-sided
sign holder

\$55 ea

SPECIFICATIONS

Construction: Galvanized steel

Base Dimensions 3-level: 32"w x 32"d x 53¾"h
(80"h with signholder)

Base Dimensions 4-level: 32"w x 32"d x 55¾"h
(80"h with signholder)



CD4000 with 3-sided sign holder



CD3000 with 2-sided sign holder



35, 355 & 357 DISPLAY

CD3500, CD3550, CD3570

These circular island displays are a paradise for large merchandise. Oversized pots, baskets, garden décor and accessories will fit—and shine! The CD3570 has a 7' diameter base, 5' middle tier and 3' top, which gives you 65 square feet of merchandising opportunity in one display. Expanded metal surfaces and heavy-duty steel construction also provide the strength to support oversized products. New this season are slightly smaller versions—the CD3550 and the CD3500 and all are available with casters.

35, 355, 357 Display			
Part #	Size	Unit Price	W/ Casters
CD3570	84" w x 84" d x 56 1/4" h	\$1,340	\$1,475
CD3550	60" w x 60" d x 61" h	\$1,075	\$1,155
CD3500	60" w x 60" d x 38" h	\$640	\$725



\$810 as shown
with casters



\$1,155 as shown
with casters



\$1,475 as shown

The 357 offers 65 total square feet of surface area to merchandise





\$364 TR3030
as shown (2) Ends,
(1) Center Beam,
(8) 30" Retainer Arms,
(1) Sign Holder

TREE DISPLAY

The new Tree Display is your helping hand if you sell potted trees. Retainer arms hold the trunk securely to prevent blown-over trees, broken limbs and leaf loss. Adjustable arms in two sizes accommodate a variety of tree and pot sizes to match your product mix. Orange flip gates allow easy access for your customers and quick re-stocking for you. Options include a sign holder and extension kits to create a connected run.

TREE DISPLAY			
Part #	Description	Includes	List Price
TR3020	Tree Display Single	(2) Ends (1) Support Beam (4) 26" Retainer Arms (4) 16" Retainer Arms and hardware.	\$465
TR3021	Tree Display Adder Single	(1) End, (1) Support Beam (4) 26" Retainer Arms (4) 16" Retainer Arms and hardware.	\$375
TR3042	Tree Display Double – 42"	(2) Ends (1) Center Beam (6) 42" Retainer Arms and hardware.	\$440
TR3030	Tree Display Double – 30"	(2) Ends (1) Center Beam (8) 30" Retainer Arms and hardware.	\$500
TR3043	Tree Display Extension – 42"	(1) End (1) Center Beam (6) 42" Retainer Arms and hardware.	\$355
TR3031	Tree Display Extension – 30"	(1) End (1) Center Beam (8) 30" Retainer Arms and hardware.	\$400
TR3041	Tree Display Sign	11" x 7" with retaining clip	\$40 each

SPECIFICATIONS

Construction: Galvanized steel
Capacity: 12 or 16 trees per 10' section
Base Dimensions: 4'-5" x 10'-0"



\$465 TR3020
as shown



PAVER DISPLAY

PD3006 & PD3050

We're paving the way for increased sales with our attractive landscape paver display unit. Provide your customers with a convenient shopping experience when you purchase this easy-to-browse display. Welded supports and 2" galvanized steel construction ensure this unit can hold a heavy load. Choose our optional sign holder to provide ideas and inspiration to your clients as well as to create timely messaging, adding even more value to your display.

PD3006 & PD3050 Paver Displays			
Part #	Size	Unit Price	w/ Sign Holder
PD3006	72"w x 43"d x 74"h	\$800	\$900 ea
PD3050	52½"w x 42½"d x 74"h	\$675	\$780 ea

SPECIFICATIONS

Construction: Galvanized steel

Base Dimensions: (PD3006) 72"w x 43"d x 74"h

Base Dimensions: (PD3050) 52½"w x 42½"d x 74"h



PD3006 shown with optional sign holder

\$900 ea

Product and signs not included



MULCH & ROCK DISPLAY

MD3000

Showcase a variety of mulch, soils, decorative landscape rock, bulbs and other bulk goods in divided bins. The sturdy, galvanized steel frame and bins come standard with a dark grey textured powder coating. Setup is quick and requires no tools. It is perfect for indoor displays, as well as outside. Choose up to five bins and then add dividers to best suit your product mix.

Mulch & Rock Display		
Part#	Description	Price
MD3000	24"w x 24"d x 72"h Frame	\$235 w/o bins
MD1012	Compartment Bin	\$65 each
MD1007	Divider	\$15 each



\$80 bin plus 1 divider



\$95 bin plus 2 dividers



\$110 bin plus 3 dividers



SPECIFICATIONS

Construction: Powder coated galvanized steel

Base Dimensions: 24"w x 24"d x 72"h



No tools required for assembly!



PB3000 with sign panels



PB3000 without sign panels

PALLET BRIDGE

PB3000

Our new pallet bridge display provides an elegant solution to cross-merchandise products that are complementary to your palletized goods. Graphic panels (not included) simply slide into the side supports while mounting holes on the tray face easily accept most types of rigid signage panels. The galvanized steel frame fits over most standard pallets and the upper tray features flattened expanded metal to hold large and small products.

Pallet Bridge		
Part #	Size	Unit Price
PB3000	48" w x 21½" d x 48" h	\$295

SPECIFICATIONS

Construction: Galvanized steel
Dimensions: 48" w x 21½" d x 48" h
Options: Powder Coating – Call for pricing
Signage: Up to 6 mm thick – Call for pricing

OPTIONS

Powder Coating



Black, Red or
Emerald Green
Color Options*

*Custom colors available.

Call for Pricing

PALLET SIGN HOLDERS

Our new pallet sign stands are perfect for pallets of your taller merchandise. Park your pallet on the large base plate and rest assured it won't tip over in the wind. 2-sided industry standard 11" x 7" sign holders provide great visibility for your customers.



GCS503

GCS252

GCS250

GCS251

Pallet Signs		
Part #	Description	Unit Price
GCS250	66" clearance curved post	Call for pricing
GCS251	36" clearance straight post	Call for pricing
GCS252	67" clearance straight post	Call for pricing
GCS503	12" clearance straight post	Call for pricing

SPECIFICATIONS

Construction: Galvanized steel

Dimensions:

GCS250 – 66" clearance w/ 11" x 7" 2-sided sign holder
 GCS251 – 36" clearance w/ 11" x 7" 2-sided sign holder
 GCS252 – 67" clearance w/ 11" x 7" 2-sided sign holder
 GCS253 – 12" clearance w/ 11" x 7" 1-sided sign holder

